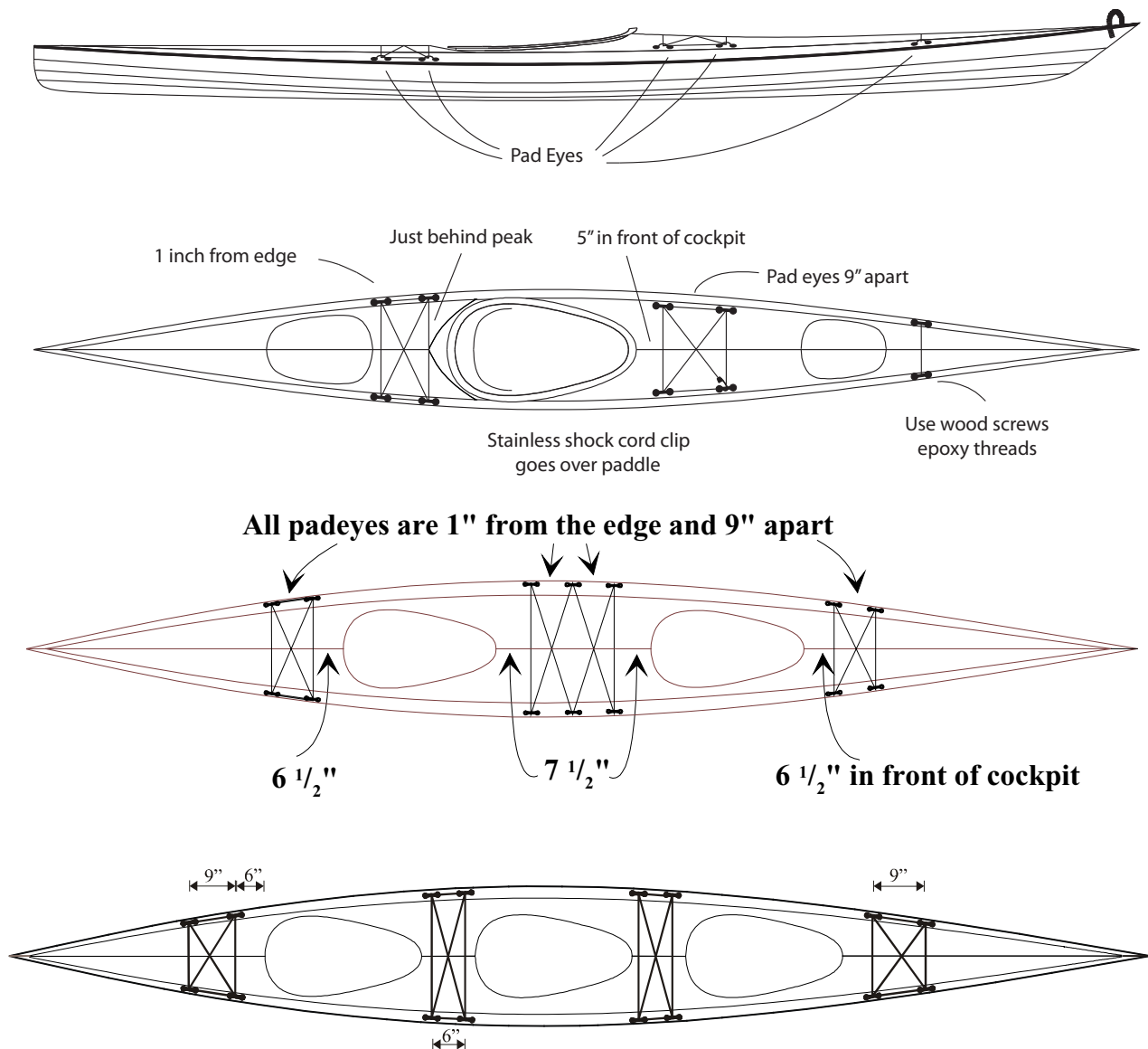


# Deck Rigging

Deck Rigging can be a practical and useful addition to your boat. Your forward deck rigging is a useful place for your water bottle or small tackle box. The stern deck rigging is required for setting up a paddle float self rescue and carrying your paddle float and pump. Our deck-rigging package will create a "box" in front of and in back of each cockpit. A single piece of shock cord across the bow on the solo boats creates a place to slide your paddle blade and "park" your paddle.

Note that in front of the cockpit, on the Solo kayak the padeyes are on the main deck panel, and behind the cockpit they are on the deck sheer panel. We do this to reduce the likelihood of catching the padeye in a strong forward stroke while still maximizing the storage behind the cockpit.

Below are diagrams that show the basic configuration for a Solo, Double and Triple kayak

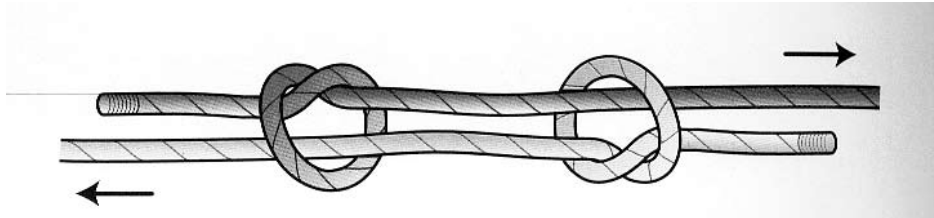


Mark the locations of your padeyes using the measurements above.

Pre drill the holes for the screws and epoxy saturate the end grain of the holes. Allow the epoxy to cure before installing the padeyes.

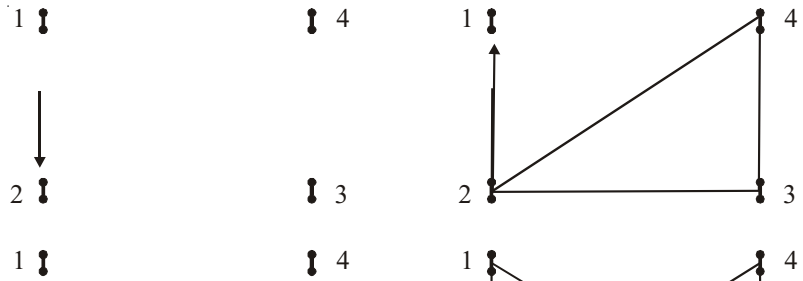
The padeyes are secured using machine screws with washers and hex nuts.

The ends of the bow cord and the shock cord in front of the cockpit are simply tied off with an overhand knot that prevents the end from slipping back through the padeye. Each end of the cord behind the cockpit has an overhand knot tied over the other cord with the knots pulled together. (See diagram below) In front of the cockpit, the stainless clip is put over the cord and a hog tie (the thing that looks like a large staple) is crimped over the end of the cord with a pair of pliers. The hog tie prevents the clip from coming off.



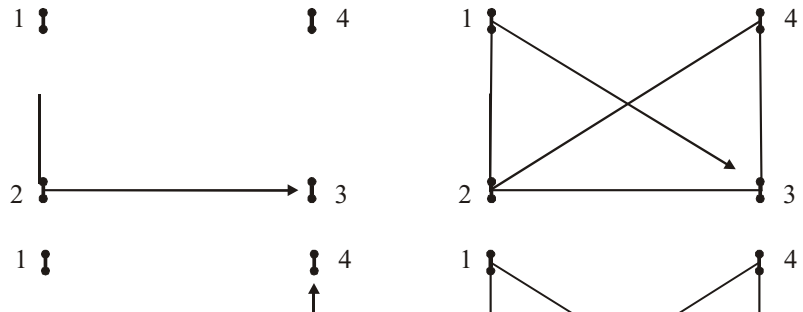
**Parts List Solo Deck Rigging:**

- \_\_\_ 10 nylon padeyes
- \_\_\_ 20 8-32 1/2" stainless steel machine screws
- \_\_\_ 20 stainless steel nuts
- \_\_\_ 20 stainless steel washers
- \_\_\_ 1 stainless steel shock cord clip
- \_\_\_ 1 stainless steel hog tie
- \_\_\_ 20 feet Shock cord



**Parts List Double Deck Rigging:**

- \_\_\_ 16 nylon padeyes
- \_\_\_ 32 8-32 1/2" stainless steel machine screws
- \_\_\_ 32 stainless steel nuts
- \_\_\_ 32 stainless steel washers
- \_\_\_ 2 stainless steel shock cord clip
- \_\_\_ 2 stainless steel hog tie
- \_\_\_ 32 feet shock cord



**Parts List Triple Deck Rigging:**

- \_\_\_ 16 nylon padeyes
- \_\_\_ 16 8-32 1/2" stainless steel machine screws
- \_\_\_ 16 8-32 3/4" stainless steel machine screws
- \_\_\_ 32 stainless steel nuts
- \_\_\_ 32 stainless steel washers
- \_\_\_ 2 stainless steel shock cord clip
- \_\_\_ 2 stainless steel hog tie
- \_\_\_ 32 feet shock cord

